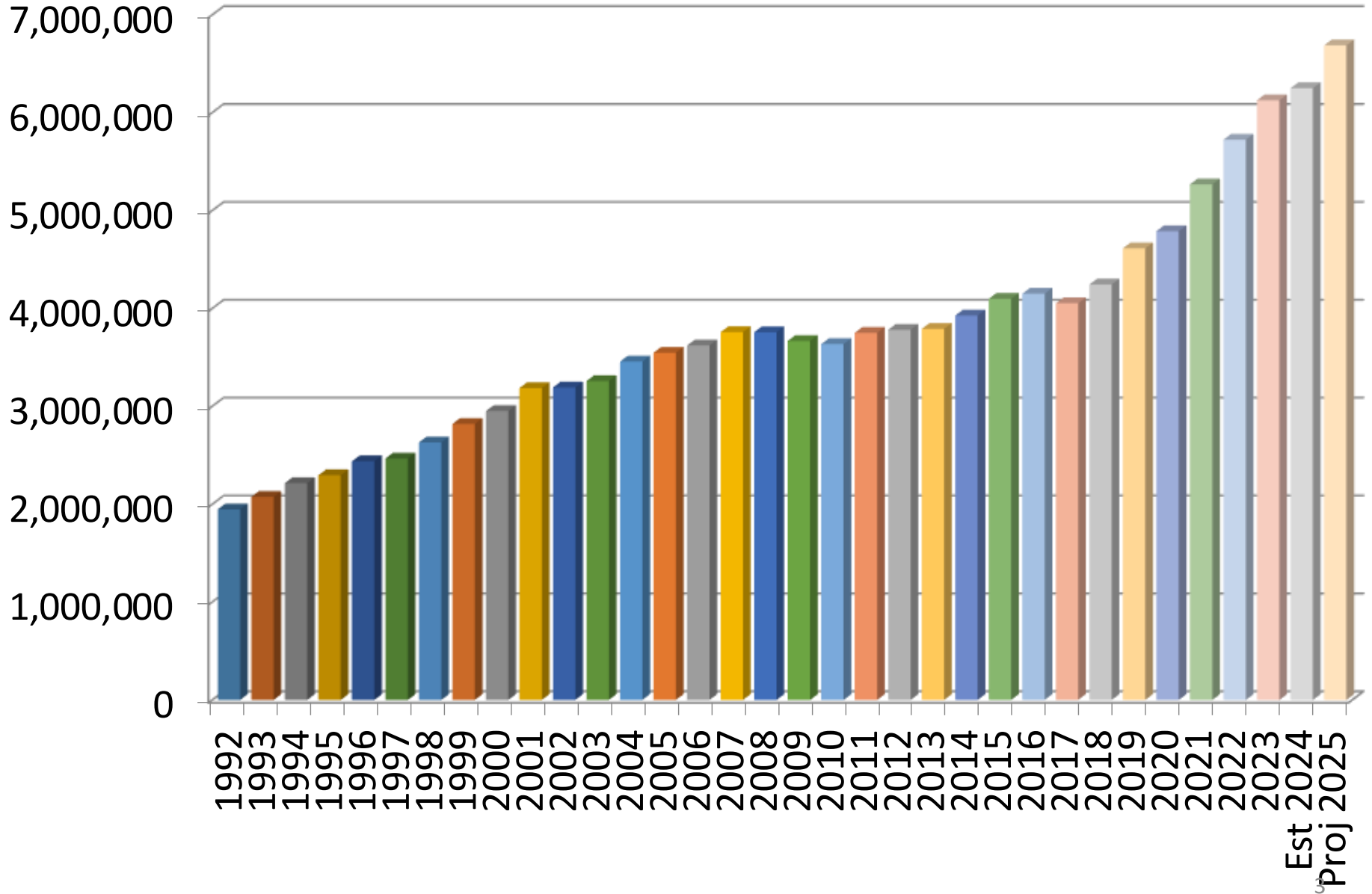


GENERAL FUND

STATEMENT OF REVENUES, EXPENDITURES AND FUND BALANCE
GENERAL FUND
City of Rolla
Fiscal Year 2024-2025

	Audit 2022	Audit 2023	Estimated 2024	Approved 2025
REVENUES				
Taxes	10,198,543	10,627,803	10,942,575	11,815,500
Licenses & Permits	205,903	214,397	197,450	223,800
Intergovernmental Revenue	360,701	443,550	430,700	316,000
Charges for Services	1,683,895	2,453,053	2,025,426	2,222,115
Fines and Forfeitures	166,392	134,660	107,800	128,000
Miscellaneous	634,404	60,289	201,000	226,750
Lease Proceeds	0	945,192	0	0
Total Revenues	13,249,839	14,878,944	13,904,951	14,932,165
EXPENDITURES				
Administrative	764,297	711,362	828,935	1,050,500
City Administration	290,452	287,843	306,450	378,050
Library	328,043	400,230	411,228	480,050
Finance	667,509	707,303	709,625	792,485
Legal Service	75,394	67,643	92,675	98,805
City Court	96,217	132,648	136,740	151,430
911/Communications	1,227,904	1,343,382	1,487,245	1,633,675
Animal Control	682,561	282,467	235,952	455,935
Police	4,650,903	5,368,020	5,088,587	5,448,955
Fire	3,254,400	4,406,053	3,857,172	4,217,005
Buildings	85,971	110,599	128,620	126,630
Engineering	763,443	0	0	0
Community Development	449,828	571,621	515,518	626,995
Economic Development	52,927	60,039	66,605	60,360
Total Expenditures	13,389,848	14,449,209	13,865,352	15,520,875
EXCESS OF REVENUES OVER EXPENDITURES	(140,009)	429,735	39,599	(588,710)
FUND TRANSFERS				
From Street Fund	307,000	193,000	234,500	249,875
From Park Fund	107,000	89,000	93,100	98,675
From Airport Fund	35,000	35,000	47,400	48,800
From Sewer Fund	205,000	209,000	169,300	185,975
From Env Svs Fund	231,000	200,000	215,800	236,975
To/From Recreation Fund & Park Land Reserve	0	0	(867,500)	(417,500)
TOTAL REVENUES OVER EXPENDITURES	744,991	1,155,735	(67,801)	(185,910)
BEGINNING FUND BALANCE (10/1)	3,990,825	4,735,816	5,891,551	5,823,750
ENDING FUND BALANCE (9/30)	4,735,816	5,891,551	5,823,750	5,637,840
FOOTNOTES:				
RESTRICTED CASH	2,557,652	3,142,012	2,958,331	2,605,225
PROJECTED UNRESTRICTED CASH	2,178,164	2,749,539	2,865,419	3,032,615

GENERAL SALES TAX REVENUE (1%)



**CITY OF ROLLA
GENERAL FUND REVENUE PROJECTIONS**

<u>Account Titles</u>	<u>FY 2022 Actual</u>	<u>FY 2023 Actual</u>	<u>FY 2024 Budget</u>	<u>FY 2024 Estimated</u>	<u>FY 2025 Approved</u>
TAXES					
R.E. Type Taxes					
Real Estate taxes	\$ 1,304,645.26	\$ 1,286,919.91	\$ 1,320,000.00	\$ 1,308,000.00	\$ 1,340,000.00
Redirect Real Estate Taxes	\$ (194,194.83)	\$ (196,201.44)	\$ (198,000.00)	\$ (226,925.00)	\$ (230,000.00)
Tax Penalties & Interest	\$ 5,706.10	\$ 4,159.86	\$ 5,500.00	\$ 4,500.00	\$ 4,500.00
Payment in Lieu of Taxes	\$ -	\$ -	\$ -	\$ 8,000.00	\$ 8,000.00
Sub-Total	\$ 1,116,156.53	\$ 1,094,878.33	\$ 1,127,500.00	\$ 1,093,575.00	\$ 1,122,500.00
Sales Taxes					
Sales Tax	\$ 5,844,946.81	\$ 6,141,038.97	\$ 6,448,000.00	\$ 6,250,000.00	\$ 6,687,500.00
TIF Redirect Sales Tax	\$ (407,316.37)	\$ (428,157.98)	\$ (400,000.00)	\$ (450,000.00)	\$ (465,000.00)
Use Tax	\$ 929,251.77	\$ 1,094,723.07	\$ 1,015,000.00	\$ 1,295,000.00	\$ 1,400,000.00
Lodging Tax	\$ 451,509.99	\$ 476,009.97	\$ 485,000.00	\$ 488,000.00	\$ 795,000.00
Motor Vehicle Sales Tax	\$ 196,266.35	\$ 220,664.78	\$ 214,000.00	\$ 222,000.00	\$ 227,000.00
Sub-Total	\$ 7,014,658.55	\$ 7,504,278.81	\$ 7,762,000.00	\$ 7,805,000.00	\$ 8,644,500.00
Franchise & Excise Taxes					
In Lieu of Fran.Tax-RMU	\$ 1,526,422.00	\$ 1,527,752.08	\$ 1,535,000.00	\$ 1,600,000.00	\$ 1,625,000.00
Franchise Fee-Telephone	\$ 135,426.98	\$ 118,340.19	\$ 105,000.00	\$ 98,000.00	\$ 85,000.00
Franchise Fee-CATV	\$ 101,581.98	\$ 74,724.58	\$ 70,000.00	\$ 70,000.00	\$ 65,000.00
Franchise Fee- Nat. Gas	\$ 186,121.55	\$ 193,541.35	\$ 198,000.00	\$ 170,000.00	\$ 175,000.00
Cigarette Tax	\$ 92,265.80	\$ 85,813.60	\$ 80,000.00	\$ 78,000.00	\$ 70,000.00
Alcohol Tax/License	\$ 25,910.00	\$ 28,473.75	\$ 28,000.00	\$ 28,000.00	\$ 28,500.00
Nid Tax Assessment	\$ -	\$ -	\$ -	\$ -	\$ -
Sub-Total	\$ 2,067,728.31	\$ 2,028,645.55	\$ 2,016,000.00	\$ 2,044,000.00	\$ 2,048,500.00
LICENSES AND PERMITS					
Occupational Licenses	\$ 49,069.00	\$ 55,963.00	\$ 52,500.00	\$ 54,000.00	\$ 54,500.00
Animal Control Fees	\$ 4,812.00	\$ 2,880.00	\$ 3,200.00	\$ 3,200.00	\$ 3,300.00
Bldg & Inspection Permits	\$ 119,287.92	\$ 134,829.95	\$ 105,000.00	\$ 115,000.00	\$ 140,000.00
Rezoning Filing Fee	\$ 7,696.00	\$ 5,388.50	\$ 5,750.00	\$ 5,000.00	\$ 5,000.00
Abandoned Property Registry	\$ 11,475.00	\$ 2,767.00	\$ 5,000.00	\$ 3,250.00	\$ 3,000.00
Parking/Miscellaneous Permits	\$ 13,563.13	\$ 12,568.88	\$ 17,000.00	\$ 17,000.00	\$ 18,000.00
Sub-Total	\$ 205,903.05	\$ 214,397.33	\$ 188,450.00	\$ 197,450.00	\$ 223,800.00
INTERGOVERNMENTAL					
Federal & State Grants	\$ 69,954.75	\$ 144,460.28	\$ 50,000.00	\$ 157,700.00	\$ 112,000.00
A.C. Impound/serv fee	\$ 2,251.00	\$ 2,140.00	\$ 2,000.00	\$ 2,000.00	\$ 2,000.00
Seizures & Forfeitures Rev	\$ -	\$ -	\$ -	\$ -	\$ -
Taskforce Rev	\$ 4,110.20	\$ 42,549.53	\$ -	\$ -	\$ -
Reimb/Donation - Police	\$ 224,638.38	\$ 239,244.31	\$ 245,000.00	\$ 250,000.00	\$ 190,000.00
Reimb Extra Duty - Police	\$ 1,402.50	\$ 2,146.75	\$ 2,000.00	\$ 7,500.00	\$ 2,500.00
Reimb/Donation - Telecom	\$ -	\$ 99.00	\$ -	\$ -	\$ -
Reimb/Donation - Fire	\$ -	\$ 4,950.00	\$ 1,000.00	\$ 5,000.00	\$ 1,000.00
Reimbursements	\$ 5,944.58	\$ 7,959.87	\$ 5,000.00	\$ 8,500.00	\$ 8,500.00
Bond-COP Amounts	\$ 52,400.00	\$ -	\$ -	\$ -	\$ -
Sub-Total	\$ 360,701.41	\$ 443,549.74	\$ 305,000.00	\$ 430,700.00	\$ 316,000.00

CITY OF ROLLA
GENERAL FUND REVENUE PROJECTIONS

<u>Account Titles</u>	<u>FY 2022 Actual</u>	<u>FY 2023 Actual</u>	<u>FY 2024 Budget</u>	<u>FY 2024 Estimated</u>	<u>FY 2025 Approved</u>
CHARGES FOR SERVICES					
Fire Fund Assess./Inter.	\$ 57,844.24	\$ 59,001.12	\$ 60,180.00	\$ 60,181.00	\$ 61,390.00
Sewer District Admin. Payment	\$ 6,000.00	\$ 6,000.00	\$ 6,000.00	\$ 6,000.00	\$ 6,000.00
Library Admin, Payment	\$ 343,993.44	\$ 404,254.76	\$ 10,000.00	\$ 438,000.00	\$ 487,050.00
PCESB Admin. Payment	\$ 1,241,868.54	\$ 1,357,348.53	\$ 1,490,605.00	\$ 1,501,245.00	\$ 1,647,675.00
Taskforce Admin Payment	\$ 205.51	\$ 2,127.48	\$ -	\$ -	\$ -
Rolla Rural Fire Admin	\$ 10,000.00	\$ 614,476.10	\$ 10,000.00	\$ 10,000.00	\$ 10,000.00
TDD Admin/Eng Payment	\$ 10,750.00	\$ -	\$ 3,000.00	\$ 3,000.00	\$ 3,000.00
Economic Develop Fin Tools	\$ 1,000.00	\$ -	\$ 1,000.00	\$ 2,000.00	\$ 2,000.00
Landfill Admin. Payment	\$ 12,233.40	\$ 9,845.29	\$ 6,000.00	\$ 5,000.00	\$ 5,000.00
Sub-Total	\$ 1,683,895.13	\$ 2,453,053.28	\$ 1,586,785.00	\$ 2,025,426.00	\$ 2,222,115.00
FINES AND FORFEITURES					
City Court Fines	\$ 162,693.15	\$ 131,384.08	\$ 160,000.00	\$ 105,000.00	\$ 125,000.00
Fines--Police Training	\$ 3,698.83	\$ 3,275.50	\$ 3,500.00	\$ 2,800.00	\$ 3,000.00
Sub-Total	\$ 166,391.98	\$ 134,659.58	\$ 163,500.00	\$ 107,800.00	\$ 128,000.00
MISCELLANEOUS					
Capital Lease/COP Proceeds	\$ -	\$ 945,192.00	\$ -	\$ -	\$ -
Lease & Rent Income	\$ 9,040.00	\$ 9,040.00	\$ 9,300.00	\$ 9,500.00	\$ 10,250.00
Animal Shelter Donations	\$ 35,600.27	\$ 56,467.86	\$ 30,000.00	\$ 25,000.00	\$ 30,000.00
Interest Income	\$ 20,190.15	\$ 96,357.39	\$ 90,000.00	\$ 115,000.00	\$ 120,000.00
Sale of Property	\$ 18,361.03	\$ 53,339.40	\$ 90,000.00	\$ 50,000.00	\$ 65,000.00
Miscellaneous Income	\$ (33,787.28)	\$ 65,084.75	\$ 45,000.00	\$ 1,500.00	\$ 1,500.00
ARPA Loss of Revenue	\$ 585,000.00	\$ (220,000.00)	\$ 100,000.00	\$ -	\$ -
AAC Rev/Police Evidence	\$ -	\$ -	\$ -	\$ -	\$ -
Sub-Total	\$ 634,404.17	\$ 1,005,481.40	\$ 364,300.00	\$ 201,000.00	\$ 226,750.00
CONTRIBUTIONS TO/FROM					
Contri to/from Sewer Fund	\$ 205,000.00	\$ 209,000.00	\$ 169,300.00	\$ 169,300.00	\$ 185,975.00
Contri to/from Env Svs	\$ 231,000.00	\$ 200,000.00	\$ 215,800.00	\$ 215,800.00	\$ 236,975.00
Contri to/from Park Fund	\$ 107,000.00	\$ 89,000.00	\$ 93,100.00	\$ 93,100.00	\$ 98,675.00
Contri to/from Airport Fund	\$ 35,000.00	\$ 35,000.00	\$ 47,400.00	\$ 47,400.00	\$ 48,800.00
Contri to/from Cemetery Fund	\$ -	\$ -	\$ -	\$ -	\$ -
Contri to/from PLR	\$ -	\$ -	\$ -	\$ (17,500.00)	\$ 17,500.00
Contri to/from Street Fund	\$ 307,000.00	\$ 193,000.00	\$ 234,500.00	\$ 234,500.00	\$ 249,875.00
Contri to/from Rec. Center	\$ -	\$ -	\$ (250,000.00)	\$ (850,000.00)	\$ (435,000.00)
Sub-Total	\$ 885,000.00	\$ 726,000.00	\$ 510,100.00	\$ (107,400.00)	\$ 402,800.00
FUND TOTAL	\$ 14,134,839.13	\$ 15,604,944.02	\$ 14,023,635.00	\$ 13,797,551.00	\$ 15,334,965.00

ADMINISTRATIVE DIVISION

The Administrative Division of the General Fund accounts for the general administrative activities of the City most directly attributable to the Mayor and City Council and various miscellaneous programs not assigned to other Divisions or Departments. As a division of the General Fund the Administrative Division is funded predominately by the general property and sales taxes of the City.

The Mayor and City Council receive a monthly stipend equivalent to \$10,000 per year and \$2,250 per year respectively. Other notable expenses of the Administrative Division include contractual payments estimated at \$690,000 to the Chamber of Commerce for “tourism-related services” (90% of the hotel/motel tax of 5% received less the cost for Forest Service Property), Codification Services, and employee drug screening. Lastly, the Administrative Division makes the annual lease payments for the City Hall renovation project (\$184,000/year) – payment 20 of 20!

There are no new programs proposed in the Administrative Division as we will defer the periodic citizen attitude survey to FY 2026 due to the community engagement effort of the new Comprehensive Plan.

GENERAL FUND

Administrative Expenditures

ACCOUNT TITLE	2021-22 ACTUAL	2022-23 ACTUAL	2023-24 ADOPTED	2023-24 ESTIMATED	2024-25 APPROVED
Personnel					
Salary & Wages- Part time	37,360	36,148	37,400	37,300	37,300
Emp. Bene.-FICA	2,858	2,765	2,860	2,860	2,860
Empl.Bene.-Health	0	0	0	0	0
Empl.Bene.-Education Allow.	0	0	0	0	0
Empl.Bene.-Disability	0	0	0	0	0
	40,218	38,914	40,260	40,160	40,160
Supplies & Bldg. Maintenance					
Office/Building Supplies	141	477	650	450	500
Postage	-1,796	-2,608	1,750	2,500	2,600
Telephone	2,049	1,982	1,900	1,910	0
Utilities	1,534	1,714	1,800	1,750	1,800
	1,928	1,565	6,100	6,610	4,900
Services					
Advertising/Public Relations	18,673	17,306	18,750	18,000	18,250
Insurance	3,986	4,679	6,065	7,250	7,750
Subscriptions & Dues	20,581	10,520	21,250	34,000	22,000
Legal	6	0	100	3,030	100
Professional/Contractual	398,278	410,816	445,000	435,000	695,000
Travel/Meetings	3,957	3,937	4,500	4,200	4,300
Training	2,975	2,930	1,500	2,800	2,850
Employee Programs	4,598	5,323	5,300	6,050	6,100
Rent	498	530	535	535	540
Miscellaneous Expenses	0	123	150	100	30,000
EAC Fund Expense	0	5,071	0	0	0
Election Expense	6,726	0	7,000	10,500	6,250
Boards & Commissions	0	0	2,000	500	1,000
Technology Services	0	0	0	0	350
	460,277	461,235	512,150	521,965	794,490
Maintenance & Improvements					
Small Tools	0	0	100	50	100
Equipment Repairs & Mntc.	0	0	0	0	0
Machine Maintenance	0	0	50	0	50
Building Repair & Maint.	26	0	200	100	200
Frisco Train	0	200	200	0	250
	26	200	550	150	600
Capital Expenditures					
Grant Expense	0	0	0	50,000	0
Land Acquisition	25,550	25,550	25,550	25,550	25,550
Equipment	0	0	500	250	300
Lease Purchase	183,898	183,898	184,000	184,000	184,000
Building & Grounds	0	0	500	250	500
Bond-COP Amounts	52,400	0	0	0	0
Reserve Rebuild Requirement	0	0	0	0	0
	261,848	209,448	210,550	260,050	210,350
TOTAL ADMIN EXPENDITURES	764,297	711,362	769,610	828,935	1,050,500

CITY ADMINISTRATION DIVISION

The City Administration Division of the General Fund comprises the chief administrative offices of the City. City Administration includes the City Administrator and City Clerk who also serves as the Executive Secretary for the Mayor and City Administrator. Primary responsibilities of this division include overseeing the general operations of all City Departments (excluding Rolla Municipal Utilities) consisting of approximately 180 full-time employees and a total City budget of \$40 million. City Administration works directly for the Mayor and City Council. The budget anticipates the hiring of an Assistant City Administrator for proper succession planning and organizational support.

In addition to general operations the City Administration Division is also responsible for setting and distributing Council agendas and for taking and maintaining council minutes and all official records of the City. Communications have always been a primary responsibility of Administration and FY 2025 will launch a new, updated website & mobile application as well as social media presence. Other functional areas of responsibility include budget preparation, procurement, personnel administration and union negotiations.

City Administration is actively engaged in key partnerships including the Rolla Area Chamber of Commerce, Rolla Regional Economic Commission, Phelps County, Ft. Leonard Wood (SOP), and Missouri S&T. City Administration is also the City's link to state and federal officials and state-wide affiliations including the MO Municipal League and the Meramec Regional Planning Commission.

GENERAL FUND

City Administration Expenditures

ACCOUNT TITLE	2020-21 ACTUAL	2022-23 ACTUAL	2023-24 ADOPTED	2023-24 ESTIMATED	2024-2024 APPROVED
Personnel					
Salary & Wages- Fulltime	197,408	208,984	251,000	215,000	265,000
Salary & Wages-Part-time	9,780	0	0	0	0
Salary & Wages - Overtime	1,148	1,968	1,500	2,000	2,100
Empl. Bene.- FICA	15,207	15,383	18,900	16,050	19,500
Empl. Bene.- LAGERS	20,066	19,800	20,000	20,200	25,000
Empl. Bene. - Life/Disability	583	596	625	600	900
Empl. Bene - Health Insurance	16,664	12,375	23,000	21,000	28,000
Empl. Bene - Unemployment	0	0	0	0	0
Empl. Bene - Cellphone Stipend	604	604	600	600	900
	261,460	259,710	315,625	275,450	341,400
Supplies & Bldg. Maintenance					
Supplies & Materials	919	1,050	1,300	1,600	1,900
Postage	47	50	50	75	100
Telephone	1,246	2,367	1,400	1,875	0
	2,212	3,466	2,750	3,550	2,000
Services					
Advertising	629	525	600	600	600
Insurance	9,763	12,658	12,650	13,500	14,450
Subscriptions & Dues	2,546	1,518	3,000	2,300	2,400
Legal	0	25	0	0	0
Professional/Contractual	1,018	1,614	2,000	1,900	100
Travel/Meetings	3,745	2,782	5,500	2,500	4,500
Training	1,621	1,710	3,000	1,800	3,000
Miscellaneous Expenses	0	0	0	0	0
Technology Services	0	0	0	0	4,300
	19,322	20,832	26,750	22,600	29,350
Maintenance & Improvements					
Petro Products	0	0	0	0	0
Small Tools	238	0	100	50	100
Equipment Repairs & Mntc.	0	0	100	50	100
Machine Maintenance	0	0	200	50	100
	238	0	400	150	300
Capital Expenditures					
Equipment	1,727	0	1,500	500	500
Lease Purchase	5,492	3,834	5,200	4,200	4,500
	7,219	3,834	6,700	4,700	5,000
TOTAL CITY ADMIN. EXPENDITURES	290,452	287,843	352,225	306,450	378,050

GENERAL FUND

Library Expenditures

ACCOUNT TITLE	2021-22 ACTUAL	2022-23 ACTUAL	2023-24 ADOPTED	2023-24 ESTIMATED	2024-25 APPROVED
Personnel					
Salary & Wages- Full time	122,744	135,146	140,000	143,875	185,000
Salary & Wages- Part time	138,572	169,111	190,000	170,000	180,000
Salary & Wages- Overtime	374	419	0	250	0
Empl. Bene.- FICA	19,516	22,561	24,000	22,875	25,000
Empl. Bene.- LAGERS	28,775	33,097	34,500	34,750	36,000
Empl. Bene. - Life/Disability	537	581	650	575	600
Empl. Bene - Health Insurance	17,359	38,985	42,000	37,750	53,250
Empl. Bene.- Unemployment	0	0	0	640	0
	327,877	399,898	431,150	410,715	479,850
Supplies & Bldg. Maintenance					
Office/Building Supplies	166	331	150	513	200
Postage	0	0	0	0	0
Telephone	0	0	0	0	0
	166	331	150	513	200
Services					
Advertising	0	0	0	0	0
Insurance	0	0	0	0	0
Subscriptions & Dues	0	0	0	0	0
Professional/Contractual	0	0	0	0	0
Travel/Meetings	0	0	0	0	0
Training	0	0	0	0	0
Miscellaneous	0	0	0	0	0
	0	0	0	0	0
Maintenance & Improvements					
Small Tools	0	0	0	0	0
Equipment Repairs and Maintenance	0	0	0	0	0
Machine Maintenance	0	0	0	0	0
	0	0	0	0	0
Capital Expenditures					
Equipment	0	0	0	0	0
Lease/Purchase	0	0	0	0	0
Building & Grounds	0	0	0	0	0
	0	0	0	0	0
TOTAL LIBRARY EXPENDITURES	328,043	400,230	431,300	411,228	480,050

FINANCE DIVISION

The Finance Division of the General Fund has two primary control areas: Finance and Information Technology (IT). The Finance Division consists of four full-time employees that oversee the following operations: accounting, cash collections, accounts payable, accounts receivable, payroll, business licensing, liquor licensing, parking permits, cigarette tax and motel tax collection, fixed asset management, financial reporting, grant management, financial software and technology administration, budget preparation, procurement and investment management for the City.

In addition to the financial operations of the City the Finance Division provides organizational support in the areas of human resources and risk management. Functions include employee relations, personnel administration, worker's compensation, benefits and compensation, risk analysis, managing claims through a third party administrator, and loss control.

The IT division includes one full-time technical employee that partners with the managed services provider, Forward Slash to manage hardware and general software systems that support the integrated IT applications. This includes computer services, training, upgrades, network and remote access for all City Departments.

GENERAL FUND

Finance Expenditures

ACCOUNT TITLE	2021-22 ACTUAL	2022-23 ACTUAL	2023-24 ADOPTED	2023-24 ESTIMATED	2024-25 APPROVED
Personnel					
Salary & Wages- Full time	315,810	366,735	327,000	316,900	348,000
Salary & Wages- Part time	16,973	12,332	15,000	3,550	0
Salary & Wages- Overtime	1,660	307	0	0	0
Empl. Bene.- FICA	23,700	26,668	25,000	22,250	24,500
Empl. Bene.- LAGERS	32,180	30,413	28,000	26,400	29,000
Empl. Bene. - Life/Disability	1,280	1,233	1,700	1,250	1,200
Empl. Bene - Health Insurance	44,438	37,307	41,000	44,000	48,000
Empl. Bene.- Unemployment	0	0	0	0	0
Empl. Bene - Cellphone Stipend	1,911	1,361	1,200	850	1,200
	437,951	476,355	438,900	415,200	451,900
Supplies & Bldg. Maintenance					
Computer Supplies	3,639	3,004	3,500	2,500	3,000
Office/Building Supplies	7,038	12,387	7,200	7,400	7,500
Postage	5,435	5,436	4,800	5,750	5,800
Telephone	1,448	3,100	2,500	2,600	2,500
	17,559	23,928	18,000	18,250	18,800
Services					
Advertising	1,365	1,133	1,250	1,000	1,200
Insurance	14,207	19,626	19,645	22,400	23,950
Subscriptions & Dues	1,222	452	2,000	1,900	2,000
Professional/Contractual	190,679	149,663	243,000	225,000	250,000
Travel/Meetings	0	0	500	250	500
Training	0	0	500	225	500
Miscellaneous	0	15	0	0	0
Credit Card Fees	0	13,218	12,000	12,000	12,500
Technology Services	0	0	0	0	8,610
	207,473	184,107	278,895	262,775	299,260
Maintenance & Improvements					
Small Tools	0	1,100	250	250	250
Equipment Repairs and Maintenance	0	156	100	0	100
Machine Maintenance	0	0	50	0	50
	0	1,256	400	250	400
Capital Expenditures					
Equipment	1,684	18,719	39,000	10,000	18,200
Lease/Purchase	2,842	2,938	3,000	3,150	3,925
Building & Grounds	0	0	0	0	0
	4,525	21,658	42,000	13,150	22,125
TOTAL FINANCE EXPENDITURES	667,509	707,303	778,195	709,625	792,485

LEGAL SERVICES DIVISION

The Legal Services Division of the General Fund covers the salary of the elected City Prosecutor (\$28,000/year) as well as the contracted services for the City Counselor. Legal services include prosecution of all municipal violations through both the Municipal Court and those cases referred to Circuit Court. City Counselor services are contracted every three years and includes an hourly rate for Council Meetings and consultation and additional charges for litigation and defense. The City retained legal counsel from outside of Phelps County for the first time with the Lauber Law Firm from Lee's Summit, MO (Jefferson City Office). Legal fees are estimated at \$60,000 – 70,000. In a few instances the City contracts for additional legal services for specialized services for specific legal situations.

GENERAL FUND

Legal Services Expenditures

ACCOUNT TITLE	2021-22 ACTUAL	2022-23 ACTUAL	2023-24 ADOPTED	2023-24 ESTIMATED	2024-25 APPROVED
Personnel					
Salary & Wages- Part time	28,075	28,075	28,075	28,075	28,075
Empl. Bene.- FICA	2,148	2,148	2,150	2,150	2,150
	30,223	30,223	30,225	30,225	30,225
Supplies & Bldg. Maintenance					
Supplies & Materials	0	0	0	0	0
	0	0	0	0	0
Services					
Advertising	0	0	50	0	0
Insurance	1,255	1,667	1,665	1,450	1,550
Subscriptions/Dues	0	0	0	0	0
Other Legal	12,716	4,553	6,000	1,000	2,000
Professional/Contractual	31,200	31,200	80,000	60,000	65,000
Travel	0	0	0	0	0
Training	0	0	0	0	0
Misc. Expense	0	0	0	0	0
Technology Services	0	0	0	0	30
	45,171	37,420	87,715	62,450	68,580
TOTAL LEGAL SERVICES EXPENDITURES	75,394	67,643	117,940	92,675	98,805

MUNICIPAL COURT DIVISION

The Municipal Court Division is responsible for processing cases and citations issued by the Rolla Police Department. This also includes collecting all fines and costs, tracking unsupervised probation requirements, and filing monthly reports with the City and State. The City Prosecutor position is funded out of the Legal Division of the General Fund, but the elected Municipal Judge and 2 court clerks are funded from this Division. The Judge receives an annual compensation of \$15,000 to dispense justice and to oversee the municipal court.

Municipal Court processed a total of 1,103 cases (not including parking tickets) during the 12-month period ending September 30, 2023. This resulted in 669 guilty pleas (to include written & court trial guilty pleas) and 411 “nolled” or deemed “not guilty”. There were 14 “change of Judge requests” granted. In addition, 3,142 parking tickets were filed with 3,200 cases disposed (8 % growth over the previous year). Also, there was 1 case certified to county for a trial de novo.

Municipal Court costs approximately \$150,000 to operate and generates between \$125,000 – 225,000 in total court fines (split to general revenues and the State of MO for crime victim, police training, and domestic violence programs) depending on the activities by the Rolla PD and the discretion used by the City Prosecutor and Judge. A difficult legal situation involving the municipal judge in 2024 and newly elected Officials in April has resulted in lower than average court revenues, but that is anticipated to rebound in FY 2025.

Court Cases Filed/Parking Tickets

	<u>Cases Filed</u>	<u>Parking Tickets</u>	<u>Court Revenues</u>
10/2020 – 9/2021	1,113	1,172	\$155,377
10/2021 – 9/2022	796	2,554	\$172,150
10/2022 – 9/2023	764	3,142	\$148,094
10/2023 – 8/2024 (11mos)	583	2,639	\$97,482

GENERAL FUND

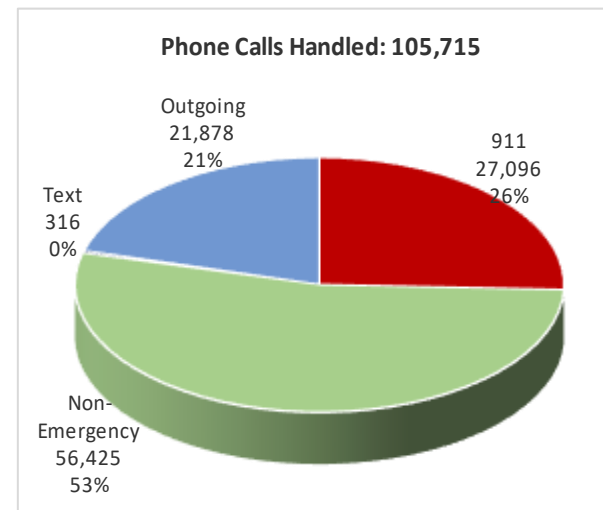
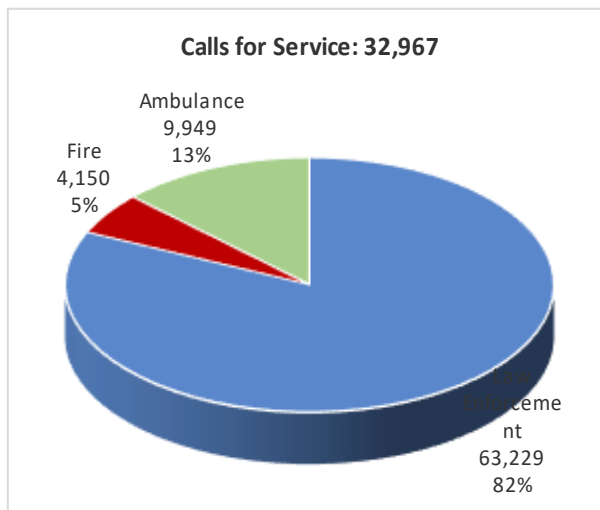
Municipal Court Expenditures

ACCOUNT TITLE	2021-22 ACTUAL	2022-23 ACTUAL	2023-24 ADOPTED	2023-24 ESTIMATED	2024-25 APPROVED
Personnel					
Salary & Wages- Full time	39,413	70,894	83,700	69,600	88,000
Salary & Wages- Part time	33,055	22,714	15,000	23,900	15,000
Salary & Wages- Overtime	0	0	100	800	250
Empl. Bene.- FICA	5,319	6,545	7,200	6,300	7,600
Empl. Bene.- LAGERS	3,971	4,958	7,000	5,500	7,500
Empl. Bene. - Life/Disability	195	353	425	405	425
Empl. Bene. - Health Insurance	3,185	9,971	19,000	16,000	14,000
Empl. Bene. - Unemployment	0	0	0	0	0
	85,139	115,435	132,425	122,505	132,775
Supplies & Bldg. Maintenance					
Supplies & Materials	1,920	2,256	2,300	2,500	2,600
Postage	1,270	1,490	1,550	1,200	1,400
Telephone	306	830	930	775	0
	3,495	4,576	4,780	4,475	4,000
Services					
Advertising/Public Relations	98	88	100	200	100
Insurance	3,024	4,210	4,215	5,250	5,625
Subscriptions & Dues	194	213	225	360	350
Professional/Contractual	1,197	2,055	2,000	1,200	1,000
Travel/Meetings	0	2,124	500	0	250
Training	0	106	200	0	200
Rent	0	0	0	0	0
Miscellaneous	0	0	50	0	0
Techology Services	0	0	0	0	4,330
	4,513	8,796	7,290	7,010	11,855
Maintenance & Improvements					
Equipment Repairs & Mntc.	0	74	50	0	50
Machine Maintenance	0	0	50	0	50
	0	74	100	0	100
Capital Expenditures					
Equipment	475	1,098	600	100	0
Lease/Purchase	2,596	2,668	2,700	2,650	2,700
Building & Grounds	0	0	0	0	0
Total Capital Expenditures	3,071	3,766	3,300	2,750	2,700
TOTAL MUNICIPAL COURT EXPEND.	96,217	132,648	147,895	136,740	151,430

ROLLA POLICE DEPARTMENT CENTRAL COMMUNICATIONS DIVISION

Central Communications is a division of the Rolla Police Department and serves as the public safety answering point for a county-wide Enhanced 911 System, the result of the 1994 merger between the City of Rolla and Phelps County Commission. Responsibilities include answering business and 911 phones, dispatching services for 15 public safety agencies, and maintaining computer data in the in-house system as well as the statewide computer system. The Central Communications Division employs 12 Emergency Communications Officers, 1 part-time Emergency Communications Officer, 4 supervisors, 1 Training Coordinator, 1 Operations Assistant and 1 Communications Chief.

Historically, this division's budget was supplemented by two contracts with the Phelps County Commission, one for a portion of the personnel, equipment and operating costs of 911 throughout the County, and one for a portion of the personnel, equipment and operating costs of county-wide dispatch services. Since the passage of a one-quarter cent sales tax in April 2010, the funding for this division has transitioned to the sales tax funding source. The Phelps County Emergency Services Board (PCESB) manages and administers this fund, which was established to fund 100% of the cost of 911 AND dispatching services for Phelps County. The PCESB contracts with the City of Rolla to maintain an operational communication center.



GENERAL FUND

Central Communications/E-911 Expenditures

ACCOUNT TITLE	2021-22 ACTUAL	2022-23 ACTUAL	2023-24 ADOPTED	2023-24 ESTIMATED	2024-25 APPROVED
Personnel					
Salary & Wages- Full time	636,995	740,186	880,000	879,425	923,000
Salary & Wages- Part time	49,412	34,591	19,500	19,000	20,000
Salary & Wages- Overtime	130,704	111,040	120,000	112,300	115,000
Salary & Wages- Grants	-	-	0	0	0
Empl. Bene.- FICA	59,706	63,829	67,200	72,350	76,000
Empl. Bene.- LAGERS	67,530	70,220	74,760	77,000	83,000
Empl. Bene. - Life/Disability	2,947	3,283	3,365	4,000	4,200
Empl. Bene. - Health Insurance	75,068	59,717	70,000	87,650	92,000
Empl. Bene. - Unemployment	0	0	0	0	0
Empl. Bene. - Cell Phone Stipend	802	1930	5,700	5,100	5,500
	1,023,164	1,084,797	1,240,525	1,256,825	1,318,700
Supplies & Bldg. Maintenance					
Office/Building Supplies	3,802	1,954	4,000	3,000	4,000
Postage	36	34	50	50	50
Telephone	84,365	79,281	81,300	75,700	61,150
Utilities	13,290	13,848	15,300	13,500	14,500
	101,492	95,116	100,650	92,250	79,700
Services					
Advertising	203	65	1,200	400	1,200
Insurance	39,926	52,260	54,400	61,875	66,200
Subscriptions & Dues	6,680	10,527	7,230	7,550	66,610
Professional/Contractual	16,063	7,947	19,860	19,500	20,560
Travel/Meetings	3,809	12,320	10,000	10,000	13,000
Training	8,702	7,835	15,000	4,000	12,000
Rent	1,470	1,740	1,740	1,845	2,160
Uniforms & Access	363	2,306	3,800	3,800	4,000
Technology Services	-	-	0	-	38,770
	77,215	95,001	113,230	108,970	224,500
Maintenance & Improvements					
Petroleum Products	1,415	1,356	1,400	1,500	1,575
Small Tools	3,646	3,613	3,400	8,000	3,900
Equipment Rep. & Mntc.	1,247	1,154	2,500	1,500	2,500
Vehicle Rep. & Mntc.	1,315	1,648	1,650	1,350	1,650
Machine Maintenance	18,018	11,952	12,000	14,615	0
Building Repairs & Maint.	-	248	0	960	0
	25,640	19,970	20,950	27,925	9,625
Capital Expenditures					
Equipment	-	3,057	0	-	0
Vehicles	-	44,698	0	-	0
Lease/Purchase	392	744	1,000	715	900
Building & Grounds	-	-	0	560	0
Grants & Donations Expense	-	-	250	-	250
	392	48,498	1,250	1,275	1,150
TOTAL 911 EXPENDITURES	1,227,904	1,343,382	1,476,605	1,487,245	1,633,675

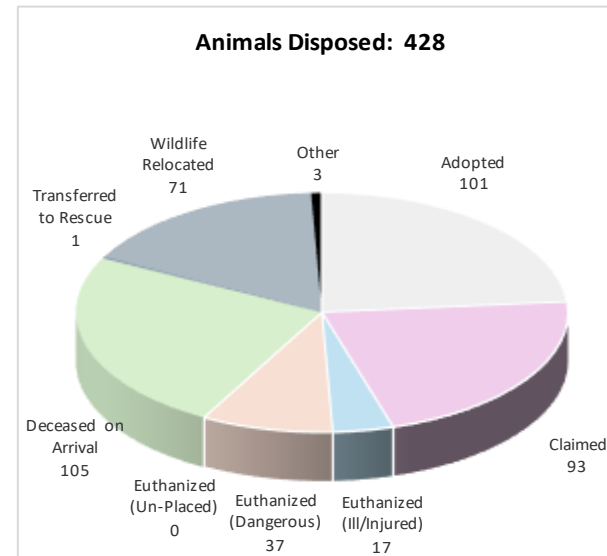
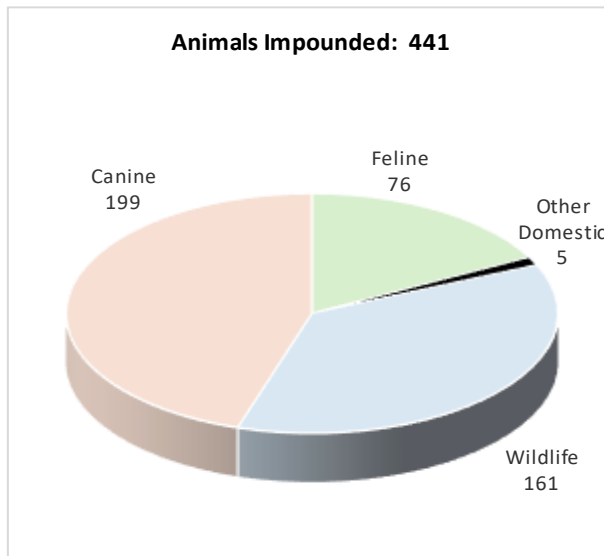
ROLLA POLICE DEPARTMENT ANIMAL CONTROL DIVISION

The City of Rolla Animal Shelter is a division of the Rolla Police Department and is responsible for the effective control of stray, abandoned and unwanted small animals within the City. It employs 3 full-time Animal Control Officers. The Shelter is open to the public, manpower permitting, from 12:00 – 4:00, Monday through Saturday.

Animals are not allowed to run at large within the Rolla City limits, and pets must be vaccinated against rabies once a year. Impounded animals that remain unclaimed after five days will be adopted or transferred to a rescue group.

In 2023, the Rolla Animal Control impounded 441 animals, 161 of which were wildlife and 251 domestic; 101 were adopted/rescued; 93 were claimed; 54 were euthanized due to illness, injury, or danger to others; 0 were euthanized due to a lack of placement. While the Rolla Animal Control is not a humane society, they do make every effort possible to find good homes for the animals. There was 1 animal transferred to a rescue group this past year.

Revenues are obtained primarily through adoption fees and donations. There are no significant purchases this year.



GENERAL FUND

Animal Control Expenditures

ACCOUNT TITLE	2021-22 ACTUAL	2022-23 ACTUAL	2023-24 ADOPTED	2023-24 ESTIMATED	2024-25 APPROVED
Personnel					
Salary & Wages- Full time	82,716	93,027	99,575	95,250	100,000
Salary & Wages- Part time	-	-	-	-	-
Salary & Wages-Overtime	313	50	500	2,750	2,000
Salary & Wages-Call Back	-	-	-	305	400
Empl. Bene.- FICA	6,178	6,940	7,345	7,300	7,700
Empl. Bene.- LAGERS	8,455	8,794	9,245	7,050	9,000
Empl. Bene. - Life / Disability	510	563	600	575	600
Empl. Bene. - Health Insurance	5,555	4,125	7,000	5,750	13,000
Empl. Bene. - Unemployment	-	-	-	-	-
Empl. Bene. - Cell Phone Stipend	895	905	900	850	900
	104,622	114,406	125,165	119,830	133,600
Supplies & Bldg. Maintenance					
Office/Building Supplies	2,041	2,000	2,000	1,550	2,000
Postage	17	1	50	0	50
Telephone	932	1,014	1,200	1,050	0
Utilities	10,817	6,527	7,775	6,100	6,250
	13,807	9,541	11,025	8,700	8,300
Services					
Advertising	-	222	250	42	250
Insurance	4,911	6,657	6,680	11,175	11,950
Subscriptions & Dues	408	1,540	750	750	750
Professional/Contractual	75,728	34,937	4,050	5,015	4,200
Travel/Meetings	59	-	1,000	0	1,000
Training	-	-	1,000	0	1,000
Uniform Services	395	685	2,000	1,200	2,000
Miscellaneous Expense	-	-	0	0	0
Technology Services	-	-	-	-	6,450
	81,501	44,041	15,730	18,182	27,600
Maintenance & Improvements					
Petroleum Products	6,088	4,534	5,000	3,300	3,450
Small Tools	406	560	200	327	300
Equipment Repairs & Mntc.	556	-	400	150	400
Vehicle Repairs & Mntc.	8,876	1,184	3,000	2,100	3,000
Machine Maintenance	-	-	-	-	-
Building Repairs & Maint.	4,130	834	2,250	1,275	2,250
	20,056	7,111	10,850	7,152	9,400
Capital Expenditures					
Equipment	-	2,588	6,000	6,000	-
Vehicles	-	43,230	45,000	49,917	-
Lease Purchases	438	85	360	345	360
Building & Grounds	439,997	36,394	250,000	0	250,000
Grant Expense	2,159	2,831	2,500	600	2,500
	442,594	85,129	303,860	56,862	252,860
Use Tax Expenditures					
Use Tax Salaries	16,910	19,015	20,000	21,265	20,000
Use Tax OT	73	3	100	510	550
Use Tax Call Back	-	-	-	91	100
Use Tax FICA	1,287	1,442	1,525	1,600	1,675
Use Tax Lagers	1,711	1,780	1,900	1,760	1,850
Use Tax Equipment	-	-	-	-	-
Use Tax Vehicle	-	-	-	-	-
Use Tax Lease Purchase	-	-	-	-	-
Use Tax Building & Grounds	-	-	-	-	-
	19,980	22,239	23,525	25,226	24,175
TOTAL ANIMAL SHELTER EXPEND	682,561	282,467	490,155	235,952	455,935

ROLLA POLICE DEPARTMENT

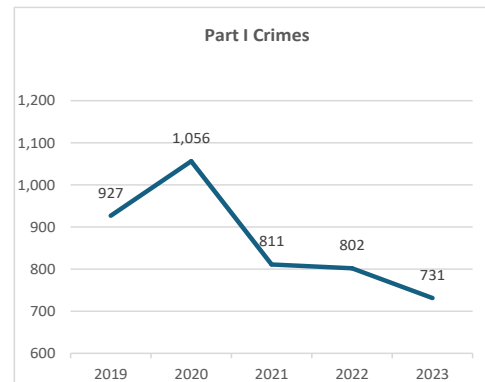
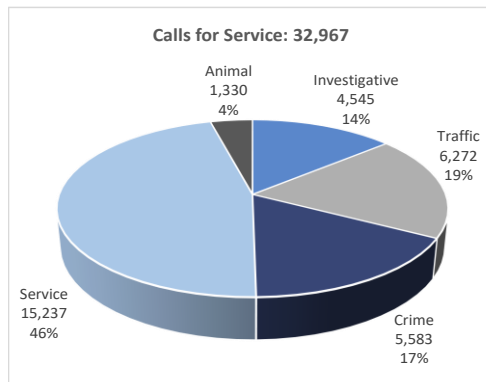
The Rolla Police Department is a full-service police organization concerned with the prevention and suppression of crime, the protection of life and property, the apprehension and assistance in the prosecution of offenders, the preservation of peace, the regulation of vehicle traffic, the prevention of traffic accidents and the recovery and return of lost and stolen property. Thirty-seven (37) sworn officers work full-time to accomplish this goal. Additionally, the department employs one (1) part-time and seven (7) full-time civilian employees in records, administration, maintenance, and parking enforcement. The Rolla Police Department has a Reserve Officer component made up of certified officers who assist, on a limited basis, in various aspects of the overall Department function.

The Rolla Police Department focuses on the increase in serious criminal activity, such as drugs and thefts, in an effort to prevent these types of criminals from flourishing in our community. Our Housing Officer is an asset in the housing areas where these types of crimes seem to be on the rise. In conjunction with the Rolla Area Drug Enforcement (RADE) Task Force, a narcotics officer works full-time to reduce the use and sales of illegal narcotics in our community. We continually seek to develop proactive ideas and strategies through partnerships with community members and local government.

All our officers are trained in Crisis Intervention through a 40-hour course that stresses de-escalation and educates first responders on mental illness and community resources. In partnership with the South Central CIT Council, we work to connect people in crisis with the most appropriate resources.

The Volunteers In Police Service (VIPS) program continues to be a successful public relations tool, as well as a way to alleviate some of the time-consuming responsibilities that take away from the officers' overall effectiveness in proactive efforts and follow-ups. VIPS volunteers contribute by providing funeral escorts, clerical support, database management entry, traffic control, PR programs, etc.

Significant expenditures for this year's budget include new vehicles, patrol rifles, radars, vests, fitness equipment, and computers which are reflected on the Vehicle/Equipment Replacement Schedule. Investigations, Narcotics, and SWAT equipment are also included. The Police budget is offset by a variety of revenues, the most substantial of which are: an agreement with the Rolla Public Schools to supplement the salaries of the three School Resource Officers and contribute toward the VIPS program; a contract with the Rolla Housing Authority for a portion of the cost of an additional officer; miscellaneous traffic enforcement and equipment grants; and reimbursements from the Phelps County Emergency Services Board for their portion of the costs of telephones/utilities related to the operation of the 911 center.



GENERAL FUND

Police Department Expenditures

ACCOUNT TITLE	2021-22 ACTUAL	2022-23 ACTUAL	2023-24 ADOPTED	2023-24 ESTIMATED	2024-25 APPROVED
Personnel					
Salary & Wages- Full time	1,965,876	2,019,540	2,259,950	2,075,000	2,281,600
Salary & Wages- Part time	49,268	59,853	58,375	54,000	25,000
Salary & Wages- Overtime	146,205	166,157	155,150	197,000	175,000
Salary & Wages- Grants/Extra Duty	1,505	1,453	3,000	22,000	25,000
Empl. Bene.- FICA	149,687	157,869	169,600	164,400	186,000
Empl. Bene.- LAGERS	175,837	192,461	196,615	189,000	235,000
Empl. Bene. - Life/Disability	9,734	9,746	10,000	9,500	10,200
Empl. Bene. - Health Insurance	531,192	363,211	505,000	415,000	480,000
Empl. Bene. - Unemployment	1,226	1,326	500	250	500
Empl. Bene - Cellphone Stipend	7,817	7,474	8,700	6,550	8,000
	3,038,347	2,979,125	3,396,890	3,132,700	3,426,300
Supplies & Bldg. Maintenance					
Office/Building Supplies	18,780	20,283	21,370	21,000	22,825
Postage	362	378	500	620	650
Telephone	26,133	24,274	26,000	23,680	14,000
Utilities	23,043	24,848	25,650	25,200	25,700
	68,319	69,784	73,520	70,500	63,175
Services					
Advertising	396	292	1,500	1,000	2,000
Insurance	127,145	170,680	197,650	260,050	278,250
Subscriptions & Dues	19,929	15,046	33,090	31,500	33,200
Legal	2,942	3,500	0	0	0
Professional/Contractual	29,120	28,532	48,625	45,000	38,500
Travel/Meetings	22,382	15,823	26,000	30,400	35,500
Civilian Training	0	159	2,000	0	2,000
Rent	0	0	0	0	0
Police Training	22,188	16,776	29,200	35,000	35,200
Uniform & Accessories	31,367	32,049	32,400	32,000	36,000
Miscellaneous Expenses	158	420	1,000	200	1,000
Credit Card	0	0	500	225	500
Technology Services	0	0	0	0	90,830
Evidence Fund Expenses	0	0	0	0	0
	255,628	283,277	371,965	435,375	552,980
Maintenance & Improvements					
Petroleum Products	122,451	106,463	111,200	100,000	105,000
Munitions	20,040	21,301	22,000	22,000	22,500
Small Tools	3,916	7,151	8,500	7,500	7,800
Equipment Repairs & Mntc.	6,869	3,889	2,500	1,000	2,500
Vehicle Repairs & Mntc.	112,742	98,517	85,000	62,000	70,000
Machine Maintenance	4,838	38,834	43,750	43,700	45,300
Building & Grounds Repairs & Maint.	23,801	14,294	17,000	20,000	20,000
Support of Prisoners	13,358	14,680	16,000	9,000	12,000
	308,016	305,130	305,950	265,200	285,100
Capital Expenditures					
Equipment	89,800	67,540	60,500	55,500	47,100
Vehicles	97,521	481,679	432,000	492,350	381,500
Lease Purchase	76,619	98,287	52,800	52,700	53,800
Building & Grounds	6,345	0	15,000	7,500	15,000
Grant Expense	6,881	16,302	15,000	18,000	15,000
Seizures & Forfeitures	4,000	4,000	2,375	500	2,000
Seizures & Forfeitures - Taskforce	439,222	532,680	57,000	30,000	16,500
	720,389	1,200,487	634,675	656,550	530,900
Use Tax Expenditures					
Use Tax Salaries	209,204	317,757	360,000	385,000	405,000
Use Tax OT	16,745	29,601	26,500	40,000	42,500
Use Tax FICA	15,790	24,586	27,120	30,300	31,800
Use Tax Lagers	18,464	31,085	29,250	33,900	36,600
Use Tax Equipment	-	-	-	-	35,500
Use Tax Vehicle	-	88,690	-	-	-
Use Tax Lease Purchase	-	38,498	38,140	39,062	39,100
Use Tax Building & Grounds	-	-	-	-	-
	260,204	530,218	481,010	528,262	590,500
TOTAL POLICE EXPENDITURES	4,650,903	5,368,020	5,264,010	5,088,587	5,448,955

FIRE & RESCUE DIVISION

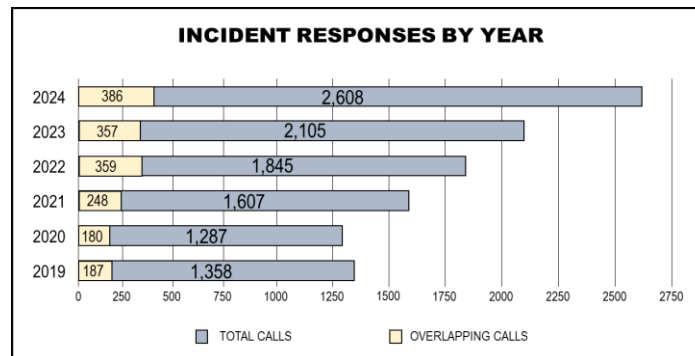
The City of Rolla Fire & Rescue is a Class 2 ISO rated fire department. Our mission is to protect the lives, property and environment of the citizens and visitors to the City of Rolla. This shall be accomplished through vigorous fire prevention, public education, fire suppression, training, and maximum use of available resources in the mitigation of all disasters.

With an operating budget of approximately 4 million dollars, while keeping our mission statement in mind, the 31 employees of the department respond to over 2,600 emergencies yearly throughout the City of Rolla while providing over 1,100 fire inspections of local businesses. In addition to inspections fire administration provides plan review and technical services for new construction projects to include local commercial properties, educational projects, and healthcare facilities. This inspection process also includes a safety review of all fraternities and sororities within the Missouri S & T System.

In addition to emergency services, the department provides fire prevention activities and materials to over 1,800 students each year. Additionally, the department installs and inspects child safety seats through a national program.

After September 11, 2001, the Department of Homeland Security was formed. Through this initiative, the fire department has become an “All Hazard” response team within the State of Missouri. This response team has four primary functions: Hazardous Materials, Decontamination, Technical Rescue, Swift Water Rescue, and Interoperable Communications.

The following includes the City of Rolla Fire & Rescue’s historical call volume data for major call types for each given year. These range from calls for service, hazardous condition, rescue, emergency medical, good intent, false alarm/false call, severe weather/natural disaster, fires, and overpressure rupture/explosion. Overlapping calls are characterized as two or more calls at the same time. The last four months of 2024 are estimated.



GENERAL FUND

Fire Department Expenditures

ACCOUNT TITLE	2021-22 ACTUAL	2022-23 ACTUAL	2023-24 ADOPTED	2023-24 ESTIMATED	2024-25 APPROVED
Personnel					
Salary & Wages- Full time	1,305,051	1,371,288	1,505,000	1,480,000	1,580,250
Salary & Wages- Part time	46,375	38,596	12,000	661	0
Salary & Wages- Overtime	114,297	140,592	148,500	178,000	175,875
Salary & Wages- Callback	2,354	3,643	5,000	3,600	5,250
Empl. Bene.- FICA	100,727	108,283	125,000	112,000	131,000
Empl. Bene.- LAGERS	213,174	218,848	225,000	210,000	258,000
Empl. Bene. - Life/Disability	6,401	6,813	5,900	7,200	7,300
Empl. Bene. - Health Insurance	423,448	307,888	465,000	405,000	430,000
Empl. Bene.- Unemployment	0	0	0	0	0
Empl. Bene - Cellphone Stipend	1,811	1,911	2,100	2,100	2,400
	2,213,637	2,197,862	2,493,500	2,398,561	2,590,075
Supplies & Building Maintenance					
Medical Supplies	0	0	0	6,000	8,500
Office/Building Supplies	18,717	14,927	18,000	12,000	13,500
Postage	613	182	200	200	200
Telephone	18,161	18,382	19,011	18,500	9,800
Utilities	25,447	26,477	29,000	25,000	27,000
	62,938	59,968	66,211	61,700	59,000
Services					
Advertising/Public Relations	5,981	7,287	6,500	6,500	6,700
Insurance	118,228	139,036	150,200	166,500	178,150
Subscriptions & Dues	2,957	1,013	3,000	3,361	3,500
Legal	2,494	0	2,500	0	2,500
Professional/Contractual	48,146	38,543	56,000	56,500	56,400
Travel/Meetings	5,969	6,361	9,000	9,000	10,000
Training	7,720	5,803	12,000	12,000	14,000
Uniform Services	19,575	19,808	20,000	20,000	21,000
Miscellaneous	0	0	0	0	0
Technology Services	0	0	0	0	66,730
	211,070	217,852	259,200	273,861	358,980
Maintenance & Improvements					
Petroleum Products	34,876	32,298	35,000	34,000	36,000
Small Tools	19,753	20,843	28,000	28,000	25,000
Equipment Repairs & Mntc.	26,437	12,507	24,000	15,000	20,000
Vehicle Repairs & Mntc.	96,108	96,533	85,000	78,000	85,000
Machine Maintenance	0	1,445	0	1,700	1,700
Building Repair & Maint.	9,503	10,933	8,000	8,000	9,000
Training Site Repair & Maint	86	3,692	15,000	9,500	15,000
Turnout Gear Expense	41,320	28,664	55,000	16,000	17,000
Emergency Preparedness	14,208	6,691	8,000	14,500	8,000
	242,291	213,606	258,000	204,700	216,700
Capital Improvements					
Equipment	70,026	109,304	65,000	57,100	59,000
Vehicles	0	958,577	0	0	0
Lease/Purchase	201,012	155,016	277,600	278,500	280,000
Building & Grounds	16,551	5,535	15,000	12,000	15,000
Grant Expense	45,619	112,735	8,200	72,900	70,000
	333,209	1,341,167	365,800	420,500	424,000
Use Tax Expenditures					
Use Tax Salaries	144,249	232,155	316,500	333,000	350,000
Use Tax OT	12,360	23,562	29,000	35,000	36,500
Ust Tax Call Back	-	607	-	750	1,000
Use Tax FICA	261	17,714	26,000	25,500	26,750
Use Tax Lagars	10,688	37,188	43,000	50,500	55,000
Use Tax Equipment	23,696	-	10,000	5,000	29,000
Use Tax Vehicle	-	64,373	38,000	48,100	30,000
Use Tax Lease Purchases	-	-	-	-	-
Use Tax Building & Grounds	-	-	40,000	-	40,000
	191,255	375,598	502,500	497,850	568,250
TOTAL FIRE DEPART EXPEND.	3,254,400	4,406,053	3,945,211	3,857,172	4,217,005

GENERAL FUND

Building Services Expenditures

ACCOUNT TITLE	2021-22 ACTUAL	2022-23 ACTUAL	2023-24 ADOPTED	2023-24 ESTIMATED	2024-25 APPROVED
Personnel					
Salary & Wages- Full time	0	15,190	16,600	15,600	16,275
Salary & Wages- Part time	12,727	66	300	0	0
Salary & Wages- OT	0	23	0	0	0
Empl. Bene.- FICA	972	863	975	1,220	1,300
Empl. Bene.- LAGERS	0	556	1,400	850	1,600
Empl. Bene. - Life/Disability	0	77	200	100	100
Empl. Bene. - Health Insurance	0	10,313	14,000	3,000	3,500
Empl. Bene. - Unemployment	0	0	0	0	0
	13,699	27,088	33,475	20,770	22,775
Supplies & Bldg. Maintenance					
Supplies & Materials	2,705	4,995	3,500	4,000	4,200
Utilities	32,227	31,511	33,000	34,000	35,000
	34,933	36,507	36,500	38,000	39,200
Services					
Advertising	57	50	0	0	0
Insurance	9,649	7,938	12,500	18,200	19,475
Professional/Contractual	18,064	14,774	16,500	15,000	15,500
Uniform Services	0	0	0	0	0
Technology Services	0	0	0	0	1,080
	27,770	22,762	29,000	33,200	36,055
Maintenance & Improvements					
Small Tools	16	15	200	50	100
Equipment Repair & Maint	3,294	5,542	3,500	9,000	7,000
Building Repair & Maint	-1,365	1,829	1,000	17,000	8,000
	1,945	7,387	4,700	26,050	15,100
Capital Expenditures					
Equipment	0	5,095	3,000	100	2,000
Lease Purchase	7,624	9,902	8,500	9,500	9,500
Building & Grounds	0	1,860	3,000	1,000	2,000
	7,624	16,857	14,500	10,600	13,500
TOTAL BLDG. SERVICES EXPEND.	85,971	110,599	118,175	128,620	126,630

COMMUNITY DEVELOPMENT DEPARTMENT

The Community Development Department is responsible for administering zoning regulations, comprehensive planning, building permit review, inspections, and code enforcement. The department consists of six full-time employees. The department provides support for the Planning and Zoning Commission, Board of Adjustment, Development Review Committee, and Board of Building Appeals, as well as participating in many other committees and organizations. The department processes land use and appeal applications such as annexation, rezoning, subdivision, and variance requests (21 such cases through May 2024).

The Inspection Division performs building plan reviews and performs approximately 7,000 inspections each year. Permits for residential and commercial construction, demolition of existing structures, signage, and mechanical/electrical/plumbing permits are reviewed and inspected. Community development staff also performs inspections before business licenses are issued.

The code enforcement inspector conducts patrols for visible property maintenance and nuisance violations as well as investigating all complaints. The code enforcement inspector performs approximately 2,000 inspections with more than 400 notices of violation distributed.

Staff is currently in the process of developing a new Comprehensive Plan. The previous plan was adopted in 1996 and updated in 2005. The department recently completed, and the City Council approved, an additional neighborhood plan (Old Town) to help correct existing safety issues, fix unsightly areas, and prepare for future development. The property maintenance ordinance was adopted this fiscal year. Community Development continues the enforcement of the Abandoned Property Registry. This program was implemented to eliminate hazardous, dilapidated buildings and to improve the overall neighborhood conditions and safety. Forty-two properties were on the registry list when the program was implemented in December of 2021. As of June of 2024, only 21 remain with several having active permits to either demolish or renovate the structure. During the last quarter of FY2024, the inspections staff will start the process of adopting the 2024 International building codes. Rolla requires, by ordinance, the International Codes be updated every 6 years.

	Year to date Oct.1-end of July	FY 2023	FY 2022	FY 2021	FY 2020
# of Permits	346	515	427	372	349
Construction costs	\$28,855,048	\$27,683,224	\$28,072,419	\$16,208,965	\$16,716,534
# of bldg inspections	6229	6,743	8711	6920	7402

GENERAL FUND

Community Development Expenditures

ACCOUNT TITLE	2021-22 ACTUAL	2022-23 ACTUAL	2023-24 ADOPTED	2023-24 ESTIMATED	2024-25 APPROVED
Personnel					
Salary & Wages- Full time	314,014	358,087	357,000	316,500	391,400
Salary & Wages- Part time	0	2,341	0	11,620	0
Salary & Wages- Overtime	0	65	0	261	0
Empl. Bene.- FICA	23,117	26,321	26,500	23,750	29,400
Empl. Bene.- LAGERS	27,608	34,393	32,500	24,700	36,300
Empl. Bene. - Life/Disability	1,335	1,419	1,500	1,200	1,700
Empl. Bene. - Health Insurance	22,314	27,205	40,000	34,000	50,000
Empl. Bene. - Unemployment	0	0	0	0	0
Empl. Bene - Cellphone Stipend	1,836	1,811	1,800	1,600	1,800
	390,225	451,643	459,300	413,631	510,600
Supplies & Bldg. Maintenance					
Office /Bldg. Supplies	1,703	1,217	2,000	4,500	7,500
Postage	1,345	1,635	1,200	600	800
Telephone	2,189	4,220	2,800	3,872	0
	5,237	7,072	6,000	8,972	8,300
Services					
Advertising	2,515	2,770	2,300	2,000	2,100
Insurance	13,872	19,024	20,050	24,175	25,875
Subscriptions & Dues	681	1,181	1,000	1,150	1,500
Legal (Recording Fees)	3,727	2,126	2,600	500	500
Professional/Contractual	17,603	9,535	17,500	15,000	52,500
Travel/Meetings	974	114	2,000	3,500	4,000
Training	2,904	6,991	3,000	1,500	2,000
Miscellaneous	0	0	0	0	0
Technology Services	0	0	0	0	12,920
	42,275	41,741	48,450	47,825	101,395
Maintenance & Improvements					
Petroleum Products	5,203	3,759	4,000	3,000	3,200
Small Tools	29	261	250	600	250
Equipment Repairs & Mntc.	0	93	250	0	100
Vehicle Repairs & Mntc.	2,501	1,307	2,000	800	750
Machine Maint.	0	0	0	0	0
	7,733	5,421	6,500	4,400	4,300
Capital Expenditures					
Equipment	1,362	493	1,000	3,500	0
Vehicles	0	62,612	32,000	34,990	0
Lease Purchase	2,996	2,638	2,800	2,200	2,400
Building & Grounds	0	0	0	0	0
	4,358	65,743	35,800	40,690	2,400
TOTAL COMMUNITY DEV. EXPEND	449,828	571,621	556,050	515,518	626,995

ECONOMIC DEVELOPMENT DIVISION

The Economic Development Division is predominately a contractual relationship between the City and the Rolla Regional Economic Commission that began in 2005. Prior to 2005 the City spent very little on economic development and relied predominately on the Rolla Community Development Corporation for the Community's economic development efforts. Following the formation of a Task Force in 2002 the City ventured into a true public-private partnership to fund a proactive economic development program. In 2005 the City pledged \$115,000 per year via Contract for Service but the budgeted amount for FY 2025 is \$45,000 (reduced over the years as the full-time position became a part-time position).

The primary initiatives in the Economic Development Division, primarily coordinated by City Administration with support from RREC and others, include: continued monitoring of the City's two TIF projects (Kohl's and Westside MarketPlace), Rolla IDA, Forum Plaza CID, Move Rolla TDD, Rolla's Enhanced Enterprise Zone (expires in 2035), Hartmann's Ch. 100 tax exempt financing, and the Chapter 353 Redevelopment Project – Rolla Apartments.

GENERAL FUND

Economic Development Expenditures

ACCOUNT TITLE	2021-22 ACTUAL	2022-23 ACTUAL	2023-24 ADOPTED	2023-24 ESTIMATED	2024-25 APPROVED
Personnel					
Salary & Wages-Full Time	0	0	0	0	0
Salary & Wages-Part time	0	0	0	0	0
Salary & Wages-Car Allow	0	0	0	0	0
Empl. Bene.- FICA	0	0	0	0	0
Empl. Bene. - Unemployment	0	0	0	0	0
	0	0	0	0	0
Supplies & Bldg. Maintenance					
Office/Bldg. Supplies	0	0	0	0	0
Postage	67	0	25	25	25
Telephone	0	0	0	0	0
	67	0	25	25	25
Services					
Advertising	0	0	0	0	0
Insurance	0	0	0	0	0
Subscriptions & Dues	0	0	0	330	335
Professional/Contractual	52,860	60,039	62,000	66,250	60,000
Travel/Meetings	0	0	0	0	0
Training	0	0	0	0	0
	52,860	60,039	62,000	66,580	60,335
Capital Expenditures					
Equipment	0	0	0	0	0
Building & Grounds	0	0	0	0	0
Incubator	0	0	0	0	0
Land Acquisition	0	0	0	0	0
	0	0	0	0	0
TOTAL ECONOMIC DEV. EXPEND	52,927	60,039	62,025	66,605	60,360